

GLOBE VALVE



P.O. BOX 91005, ROYAL OAK, CALGARY,
ALBERTA, CANADA T3G 5W6
TEL: 1-(403)-8006686/8006684 1-(416)-8006008
FAX: 1-(403)-3750638
Email: CWT-valves@canawest.com
<http://www.canawest.com>



CWT Valve
CWT VALVE INDUSTRIES INC.

TABLE OF CONTENTS

1	CANAWEST FIGURE NUMBER SYSTEM	1~2
2	CAST STEEL BOLTED BONNET GLOBE VALVE	3~5
3	CAST STEEL PRESSURE SEAL BONNET (PSB) GLOBE VALVE	6~8
4	FORGED STEEL GLOBE VALVE	9~12
5	FORGED STEEL PRESSURE SEAL BONNET (PSB) GLOBE VALVE	13~16
6	TORQUE VALUE CHART	17

CANAWEST FIGURE NUMBER SYSTEM

1. VALVE TYPE	CGL=GLOBE OS&Y		
2. SIZE	25=1/4"	04=4"	20=20"
	41=1 1/4	05=5"	24=24"
	50=1/2"	06=6"	26=26"
	75=3/4"	08=8"	28=28"
	01=1"	10=10"	30=30"
	15=1 1/2"	12=12"	32=32"
	02=2"	14=14"	36=36"
	21=2 1/2"	16=16"	40=40"
	03=3"	18=18"	42=42"
3. PRESSURE	01=ANSI CLASS 150 03=ANSI CLASS 300 06=ANSI CLASS 600 08=ANSI CLASS 800 09=ANSI CLASS 900 15=ANSI CLASS 1500 25=ANSI CLASS 2500		
4. ENDS	RF=RAISED FACE FLANGED JF=RTJ FLANGED RW=RAISED FACE FLANGEDxWELD END JR=RTJxRAISED FACE FLANGED JW=RTJxWELD END SW=SOCKET WELD NT=NPT FEMALE	BW=BUTT WELD FF=FLAT FACE SN=SWxNPT	
5. CONSTRUCTION	B=BOLTED BONNET W=WELDED BONNET S=PRESSURE SEAL BONNET		
6. BODY MATERIAL	01=WCB / A105 02=LCC / LF2 03=CF8M / F316 04=DUPLEX F51 05=DUPLEX F55 06=A105N 07=WCB+ENP / A105+ENP 08=DUCTILE IRON 09=CF8 / F304	10=WC6 / F11 11=C5 / F5 12=CF3 / F304L 13=CF3M / F316L 14=MONEL 15=CN7M (ALLOY 20) 16=C12 / F9 17=WC9 / F22 18=CAST IRON	19=WCC 20=LCB 21=C12A / F91 22=F12 23=F321 24=WC1 25=BRONZE (B61 / B62) 26=F60 27=HASTELLOY

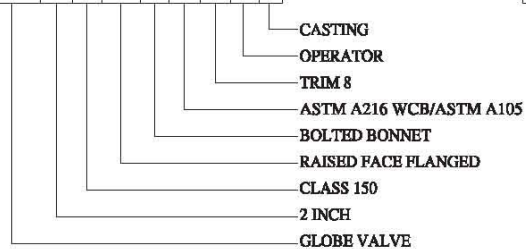
CANA WEST FIGURE NUMBER SYSTEM

7. TRIM MATERIAL	TRIM NUMBER#	WEDGH FACE	SEAT FACE	STEM
	01=13CR	13CR	13CR	13CR
	02=304SS	304SS	304SS	304SS
	05=STL / STL	STL	STL	13CR
	08=13CR / STL	13CR	STL	13CR
	10=316SS	316SS	316SS	316SS
	12=316 / STL	316SS	STL	316SS
	13=ALLOY 20	ALLOY 20	ALLOY 20	ALLOY 20
	14=ALLOY 20 / STL	ALLOY 20	STL	ALLOY 20
	15=STL / STL	STL	STL	304SS
	16=STL / STL	STL	STL	316SS
	19=MONEL	MONEL	MONEL	MONEL
	20=BRONZE	BRONZE	BRONZE	13CR
	23=304SS / STL	304SS	STL	304SS
	27=316L / 316L	316LSS	316LSS	316LSS
	28=316L / STL	316LSS	STL	316LSS
	29=STL / STL	STL	STL	316LSS
	30=F55 / STL	F55	STL	F55

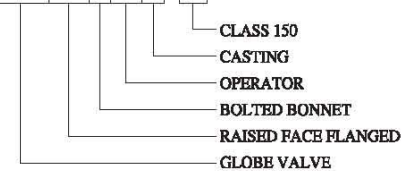
8. OPERATOR		
L=LEVER / WRENCH		E=ELECTRICAL OPERATOR
O=GEAR BOX		P=PNEUMATIC OPERATOR
B=BARE STEM		H=HYDRAULIC OPERATOR
W=HANDWHEEL		S=SOLENOID OPERATOR

9. MATERIAL TYPE	
C=CASTING	F=FORGED

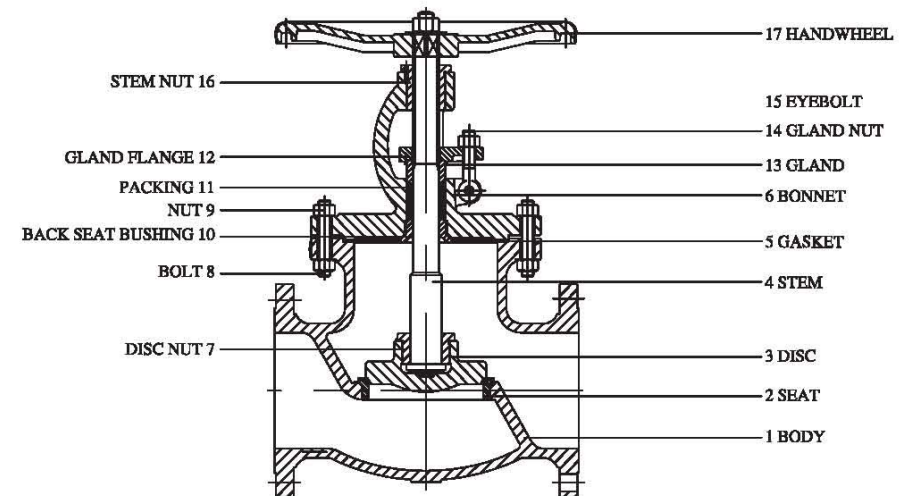
1. PART NUMBER EXAMPLE:

CGL0201RF B 01 08WC


2. SERIES NUMBER EXAMPLE:

CGLRF BWC -01


CAST STEEL BOLTED BONNET GLOBE VALVE



DESIGN FEATURES:

- BOLTED BONNET DESIGN
- DISC TYPE: PLUG DISC, ADJUSTABLE DISC, DOUBLE DISC
- SEAT TYPE: RENEWABLE THREADED SEAT, WELDED SEAT OR INTEGRAL SEAT
- CLASS150~CLASS 300: HALF-GROOVE SPIRAL WOUND GASKET; CLASS 600: FULL-GROOVE SPIRAL WOUND GASKET
- BACK SEAT DESIGN
- PACKING IS FLEXIBLE GRAPHITE OR ACCORDING TO CLIENT'S REQUIREMENTS. AND A SPRING-LOADED MECHANISM CAN BE PROVIDED AS PER SPECIAL REQUIREMENTS
- OUTSIDE SCREW AND YOKE (OS&Y)

CAST STEEL BOLTED BONNET GLOBE VALVE

STANDARDS:

• DESIGN AND MANUFACTURE:	BS 1873 / ASME B16.34
• FACE TO FACE DIMENSIONS:	ASME B16.10
• FLANGE ENDS DIMENSIONS:	
NPS 1/2"-24"	ASME B16.5
• BW ENDS DIMENSIONS:	ASME B16.25
• PRESSURE-TEMPERATURE RATINGS:	ASME B16.34
• NORMAL PRESSURE:	CLASS 150-900
• NORMAL DIAMETER:	NPS 2"-16"

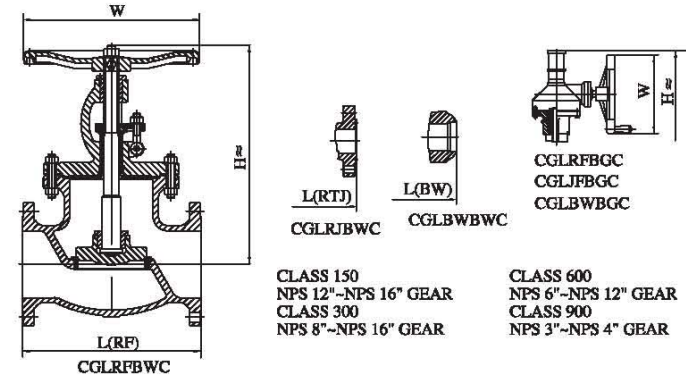
BILL OF MATERIAL (PARTIAL)

ITEM	PART NAME	STANDARD	LOW TEMPERATURE	STAINLESS STEEL
1	BODY	ASTM A216 WCB	ASTM A352 LCC	ASTM A351 CF8M
2	SEAT	ASTM A105	ASTM A350 LF2	ASTM A182 F316
3	DISC	ASTM A105	ASTM A350 LF2	ASTM A182 F316
4	STEM	ASTM A182 F6	ASTM A182 F304	ASTM A182 F316
5	GASKET	304SS/316SS+GRAPHITE / SOFT STEEL / 304SS/316SS METAL RING		
6	BONNET	ASTM A216 WCB	ASTM A352 LCC	ASTM A351 CF8M
7	DISC NUT	CARBON STEEL	ASTM A350 LF2	ASTM A182 F316
8	BOLT	ASTM A193 B7/B7M	ASTM A320 L7/L7M	ASTM A193 B8M
9	NUT	ASTM A194 2H/2HM	ASTM A194 7/7M	ASTM A194 8M
10	BACK SEAT BUSHING	ASTM 276 410	ASTM A276 304	ASTM A276 316
11	PACKING	GRAPHITE / PTFE		
12	GLAND FLANGE	ASTM A216 WCB	ASTM A352 LCC	ASTM A351 CF8
13	GLAND	ASTM 276 410	ASTM 276 410	ASTM A276 316
14	GLAND NUT	ASTM A194 2H/2HM	ASTM A194 7/7M	ASTM A194 8
15	EYEBOLT	ASTM A193 B7/B7M	ASTM A320 L7/L7M	ASTM A193 B8
16	STEM NUT	ASTM A439 D2 / Cu-ALLOY		
17♦	HANDWHEEL	STEEL / DUCTILE IRON		
	SEALING FACE OVERLAY	API TRIMS AVAILABLE		

♦ GEAR OPERATOR, ELECTRICAL OPERATOR, PNEUMATIC OPERATOR, HYDRAULIC OPERATOR AND ETC. ARE AVAILABLE

NOTE: OTHER MATERIALS ARE AVAILABLE UPON REQUEST

CAST STEEL BOLTED BONNET GLOBE VALVE



CLASS 150
NPS 12"-NPS 16" GEAR
CLASS 300
NPS 8"-NPS 16" GEAR

CLASS 600
NPS 6"-NPS 12" GEAR
CLASS 900
NPS 3"-NPS 4" GEAR

CLASS 150

NPS	in	2	2-1/2	3	4	5	6	8	10	12	14	16
DN	mm	50	65	80	100	125	150	200	250	300	350	400
L(RF)	mm	203	216	241	292	356	406	495	622	699	787	914
L(BW)	mm	203	216	241	292	356	406	495	622	699	787	914
L(RTJ)	mm	216	229	254	305	368	419	508	635	711	800	927
H(OPEN)	mm	373	390	421	515	538	567	626	712	1230	1385	1560
W	mm	200	250	250	300	350	350	400	500	460	460	460
WT(RF)	Kg	21	30	41	64	90	113	190	238	410	640	870
WT(BW)	Kg	19	27	38	54	75	93	170	215	370	598	825

CLASS 300

NPS	in	2	2-1/2	3	4	5	6	8	10	12	14	16
DN	mm	50	65	80	100	125	150	200	250	300	350	400
L(RF)	mm	267	292	318	356	400	445	559	622	711	838	864
L(BW)	mm	267	292	318	356	400	445	559	622	711	838	864
L(RTJ)	mm	282	308	333	371	416	460	575	638	727	854	879
H(OPEN)	mm	398	436	462	560	620	694	982	1130	1230	1385	1560
W	mm	200	250	250	350	400	450	560	864	460	610	610
WT(RF)	Kg	37	50	61	115	130	176	333	340	724	820	1060
WT(BW)	Kg	31	43	52	100	110	150	320	280	650	748	972

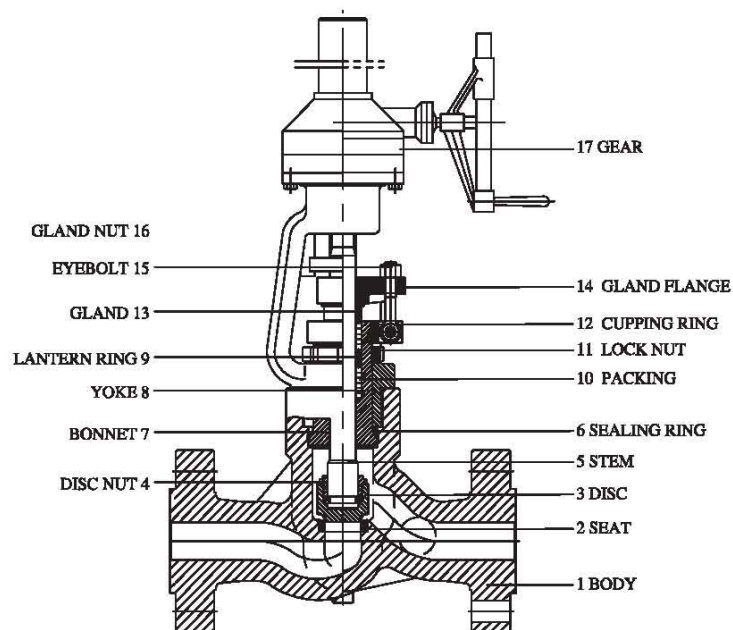
CLASS 600

NPS	in	2	2-1/2	3	4	6	8	10	12
DN	mm	50	65	80	100	150	200	250	300
L(RF)	mm	292	330	356	432	559	660	787	838
L(BW)	mm	292	330	356	432	559	660	787	838
L(RTJ)	mm	295	333	359	435	562	663	790	841
H(OPEN)	mm	425	502	521	620	886	932	1040	1280
W	mm	250	300	350	450	720	460	610	760
WT(RF)	Kg	39	56	68	121	327	482	700	900
WT(BW)	Kg	35	44	59	97	280	430	642	825

CLASS 900

NPS	in	2	2-1/2	3	4
DN	mm	50	65	80	100
L(RF)	mm	368	419	381	457
L(BW)	mm	368	419	381	457
L(RTJ)	mm	371	422	384	460
H(OPEN)	mm	569	569	604	708
W	mm	350	350	450	560
WT(RF)	Kg	87	130	122	182
WT(BW)	Kg	80	115	102	167

CAST STEEL PRESSURE SEAL BONNET (PSB) GLOBE VALVE



DESIGN FEATURES:

- PRESSURE SEAL BONNET (PSB) DESIGN
- DISC TYPE: PLUG DISC, ADJUSTABLE DISC, DOUBLE DISC
- SEAT TYPE: WELDED SEAT OR INTEGRAL SEAT
- BACK SEAT DESIGN
- PACKING IS FLEXIBLE GRAPHITE OR ACCORDING TO CLIENT'S REQUIREMENTS. AND A SPRING-LOADED MECHANISM CAN BE PROVIDED AS PER SPECIAL REQUIREMENTS
- OUTSIDE SCREW AND YOKE (OS&Y)

CAST STEEL PRESSURE SEAL BONNET (PSB) GLOBE VALVE

STANDARDS:

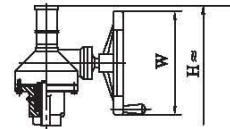
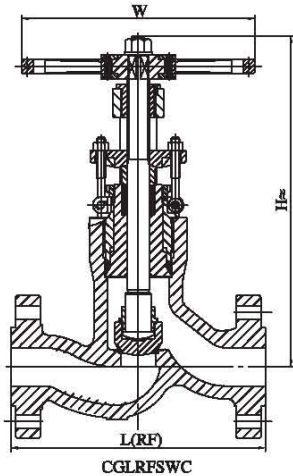
- DESIGN AND MANUFACTURE: BS 1873 / ASME B16.34
- FACE TO FACE DIMENSIONS: ASME B16.10
- FLANGE ENDS DIMENSIONS: NPS 1/2"~24" ASME B16.5
- BW ENDS DIMENSIONS: ASME B16.25
- PRESSURE-TEMPERATURE RATINGS: ASME B16.34
- NORMAL PRESSURE: CLASS 900~2500
- NORMAL DIAMETER: NPS 2"~8"

BILL OF MATERIAL (PARTIAL)

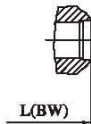
ITEM	PART NAME	STANDARD	ALLOY CARBON STEEL	STAINLESS STEEL
1	BODY	ASTM A216 WCB	ASTM A217 WC6	ASTM A351 CF8M
2	SEAT	ASTM A105	ASTM A182 F11	ASTM A182 F316
3	DISC	ASTM A105	ASTM A182 F11	ASTM A182 F316
4	DISC NUT	ASTM A105	ASTM A182 F11	ASTM A182 F316
5	STEM	ASTM A182 F6	AISI 4140/4340	ASTM A182 F316
6	SEALING RING	AISI 1008 / SS304L / SS316L		
7	BONNET	ASTM A216 WCB	ASTM A217 WC6	ASTM A351 CF8M
8	YOKE	ASTM A216 WCB	ASTM A217 WC6	ASTM A351 CF8
9	LANTERN RING	ASTM 276 410	ASTM 276 410	ASTM A276 316
10	PACKING	GRAPHITE / PTFE		
11	LOCK NUT	CARBON STEEL	CARBON STEEL	STAINLESS STEEL
12	CUPPING RING	CARBON STEEL	CARBON STEEL	STAINLESS STEEL
13	GLAND	ASTM 276 410	ASTM 276 410	ASTM A276 316
14	GLAND FLANGE	ASTM A216 WCB	ASTM A217 WC6	ASTM A351 CF8
15	GLAND NUT	ASTM A194 2H/2HM	ASTM A194 4	ASTM A194 8
16	EYEBOLT	ASTM A193 B7/B7M	ASTM A193 B16	ASTM A193 B8
17◆	GEAR	ASSEMBLY		
	SEALING FACE OVERLAY	API TRIMS AVAILABLE		

- ◆ GEAR OPERATOR, ELECTRICAL OPERATOR, PNEUMATIC OPERATOR, HYDRAULIC OPERATOR AND ETC. ARE AVAILABLE
 NOTE: OTHER MATERIALS ARE AVAILABLE UPON REQUEST

CAST STEEL PRESSURE SEAL BONNET (PSB) GLOBE VALVE



CGLRFSGC
 CGLJFSGC
 CGLBWSGC



CGLJFSWC CGLBWSWC
 CLASS 900-1500 CLASS 2500
 NPS 3"-NPS 8" GEAR NPS 3"-NPS 6" GEAR

CLASS 900

NPS	in	2	2-1/2	3	4	6	8
DN	mm	50	65	80	100	150	200
L(RF)	mm	368	419	381	457	610	737
L(BW)	mm	216	254	305	356	508	660
L(RTJ)	mm	371	422	384	460	613	740
H(OPEN)	mm	620	660	682	780	1240	1520
W	mm	350	400	450	560	610	710
WT(BW)	Kg	110	120	150	190	420	770

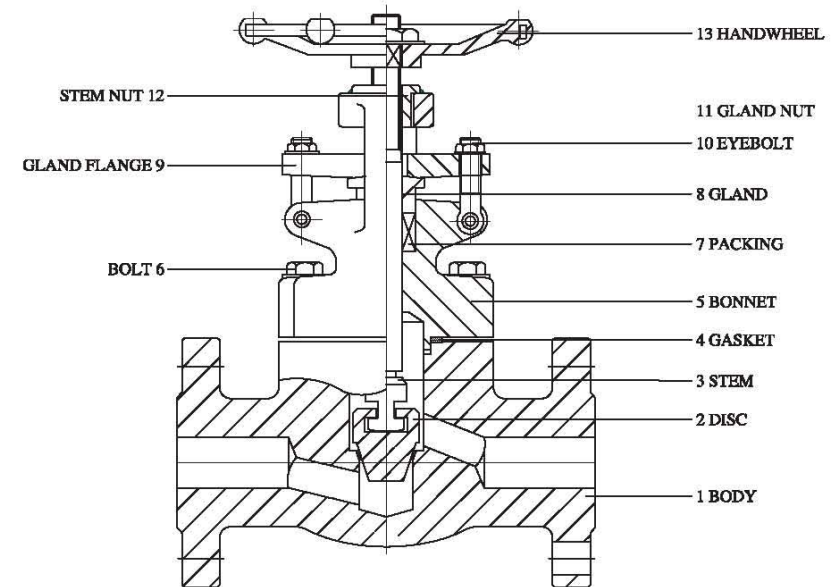
CLASS 1500

NPS	in	2	2-1/2	3	4	6	8
DN	mm	50	65	80	100	150	200
L(RF)	mm	368	419	470	546	705	832
L(BW)	mm	216	254	305	406	559	711
L(RTJ)	mm	371	422	473	549	711	841
H(OPEN)	mm	620	660	692	907	1300	1750
W	mm	350	400	450	460	710	800
WT(BW)	Kg	110	120	210	300	620	1180

CLASS 2500

NPS	in	2	2-1/2	3	4	6
DN	mm	50	65	80	100	150
L(RF)	mm	451	508	578	673	914
L(BW)	mm	279	330	368	457	610
L(RTJ)	mm	454	514	584	683	927
H(OPEN)	mm	620	840	940	1100	1400
W	mm	350	510	610	610	800
WT(BW)	Kg	110	180	286	465	550

FORGED STEEL GLOBE VALVE



DESIGN FEATURES:

- BOLTED BONNET OR WELDED BONNET DESIGN
- PLUG DISC
- INTEGRAL SEAT
- BACK SEAT DESIGN
- RISING STEM
- PACKING IS FLEXIBLE GRAPHITE OR ACCORDING TO CLIENT'S REQUIREMENTS. AND A SPRING-LOADED MECHANISM CAN BE PROVIDED AS PER SPECIAL REQUIREMENTS
- OUTSIDE SCREW AND YOKE (OS&Y)

FORGED STEEL GLOBE VALVE

STANDARDS:

• DESIGN AND MANUFACTURE:	BS 5352 / API 602
• FACE TO FACE DIMENSIONS:	ASME B16.10 OR MANUFACTURER'S SPECIFICATION
• FLANGE ENDS DIMENSIONS:	ASME B16.5
• BW ENDS DIMENSIONS:	ASME B16.25
• SOCKET WELD ENDS DIMENSIONS:	ASME B16.11
• THREADED ENDS DIMENSIONS:	ASME B1.20.1
• PRESSURE-TEMPERATURE RATINGS:	ASME B16.34
• NORMAL PRESSURE:	CLASS 150-1500
• NORMAL DIAMETER:	NPS 1/2"-2"

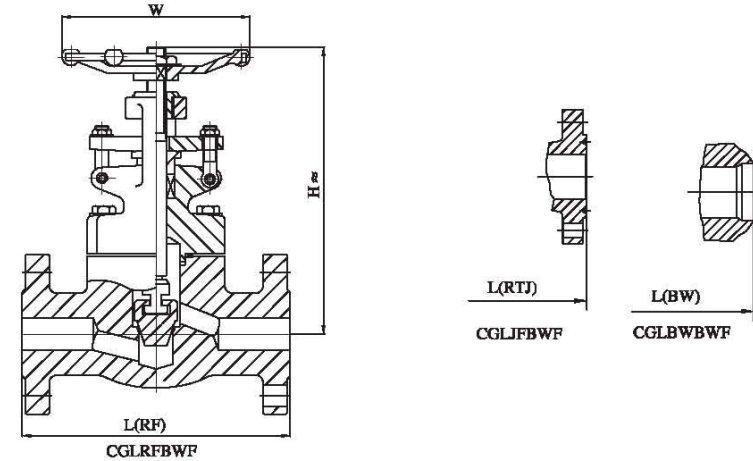
BILL OF MATERIAL (PARTIAL)

ITEM	PART NAME	STANDARD	LOW TEMPERATURE	STAINLESS STEEL
1	BODY	ASTM A105	ASTM A350 LF2	ASTM A182 F316
2	DISC	ASTM A105	ASTM A350 LF2	ASTM A182 F316
3	STEM	ASTM A182 F6	ASTM A182 F304	ASTM A182 F316
4	GASKET	304SS/316SS+GRAPHITE / SOFT CARBON STEEL / 304SS/316SS METAL RING		
5	BONNET	ASTM A105	ASTM A350 LF2	ASTM A182 F316
6	BOLT	ASTM A193 B7/B7M	ASTM A320 L7/L7M	ASTM A193 B8M
7	PACKING	GRAPHITE / PTFE		
8	GLAND	ASTM 276 410	ASTM 276 410	ASTM A276 316
9	GLAND FLANGE	ASTM A216 WCB	ASTM A352 LCC	ASTM A351 CF8
10	GLAND NUT	ASTM A194 2H/2HM	ASTM A194 7/7M	ASTM A194 8
11	EYEBOLT	ASTM A193 B7/B7M	ASTM A320 L7/L7M	ASTM A193 B8
12	STEM NUT	ASTM A276 420 / Cu-ALLOY		
13♦	HANDWHEEL	STEEL / DUCTILE IRON		
	SEALING FACE OVERLAY	API TRIMS AVAILABLE		

♦ ELECTRICAL OPERATOR AND PNEUMATIC OPERATOR ARE AVAILABLE

NOTE: OTHER MATERIALS ARE AVAILABLE UPON REQUEST

FORGED STEEL GLOBE VALVE



CLASS 150

NPS	in	1/2	3/4	1	1-1/4	1-1/2	2
DN	mm	15	20	25	32	40	50
L(RF)	mm	108	117	127	140	165	203
L(BW)	mm	108	117	127	140	165	203
L(RTJ)	mm	-	-	140	152	178	216
H(OPEN)	mm	166	171	207	240	258	330
W	mm	100	100	125	160	160	180
WT(RF)	Kg	4.6	6.8	9.9	13.6	19.7	28
WT(BW)	Kg	2.5	3.5	7.9	8.3	12.2	15

CLASS 600

NPS	in	1/2	3/4	1	1-1/4	1-1/2	2
DN	mm	15	20	25	32	40	50
L(RF)	mm	165	191	216	229	241	292
L(BW)	mm	165	191	216	229	241	292
L(RTJ)	mm	163.5	191	216	229	241	295
H(OPEN)	mm	171	207	240	258	330	380
W	mm	100	100	125	160	160	180
WT(RF)	Kg	5.6	7.8	12.6	17	23.5	38.8
WT(BW)	Kg	3.4	4.7	9.3	10.5	13.3	18.9

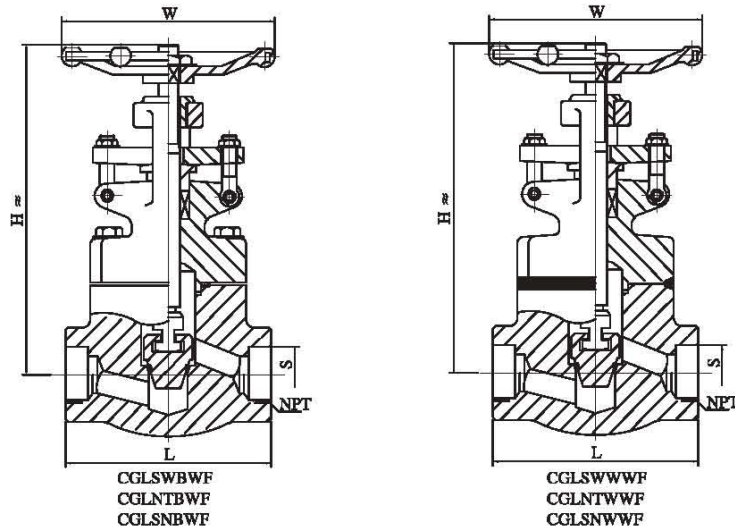
CLASS 300

NPS	in	1/2	3/4	1	1-1/4	1-1/2	2
DN	mm	15	20	25	32	40	50
L(RF)	mm	152	178	203	216	229	267
L(BW)	mm	152	178	203	216	229	267
L(RTJ)	mm	164	191	216	229	241	282
H(OPEN)	mm	166	171	207	240	258	330
W	mm	100	100	125	160	160	180
WT(RF)	Kg	4.8	7.7	11	16.8	21.2	32.6
WT(BW)	Kg	2.8	4.0	8.5	9.2	12.6	16.8

CLASS 900-CLASS 1500

NPS	in	1/2	3/4	1	1-1/4	1-1/2	2
DN	mm	15	20	25	32	40	50
L(RF)	mm	216	229	254	279	305	368
L(BW)	mm	216	229	254	279	305	368
L(RTJ)	mm	216	229	254	279	305	371
H(OPEN)	mm	207	207	240	258	330	355
W	mm	125	125	160	160	180	200
WT(RF)	Kg	8.1	13.2	17.5	19	24.5	31
WT(BW)	Kg	5.5	10	14.6	15.8	20.5	27.8

FORGED STEEL GLOBE VALVE



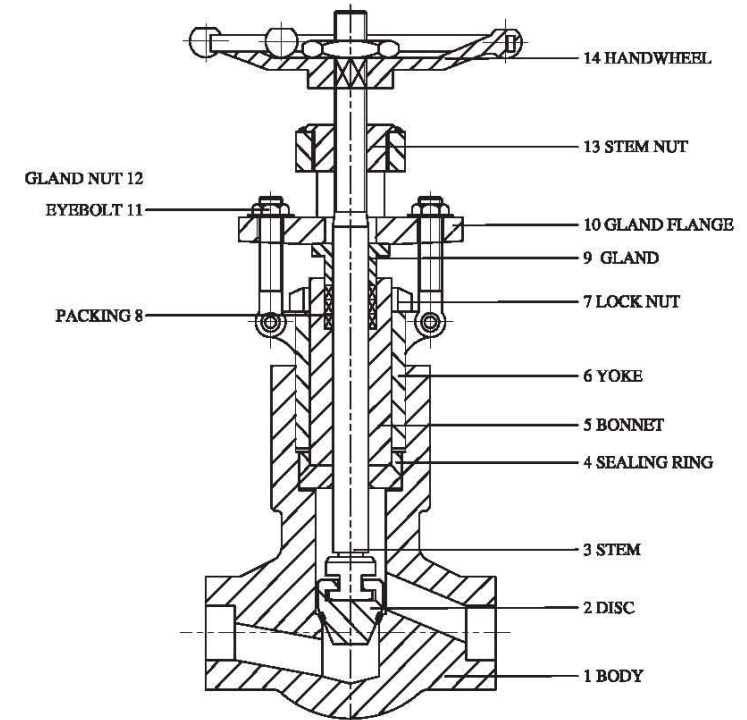
CLASS 150-CLASS 800

NPS	in	1/2	3/4	1	1-1/4	1-1/2	2
DN	mm	15	20	25	32	40	50
L	mm	79	92	111	120	152	172
S	mm	21.8	27.1	33.8	42.6	48.7	61.1
NPT	in	1/2	3/4	1	1-1/4	1-1/2	2
H(OPEN)	mm	166	171	207	240	258	330
W	mm	100	100	125	160	160	180
WT	Kg	1.9	2.1	3.5	6.0	7.5	11.4

CLASS 900-CLASS 1500

NPS	in	1/2	3/4	1	1-1/4	1-1/2	2
DN	mm	15	20	25	32	40	50
L	mm	111	111	130	152	172	220
S	mm	21.8	27.1	33.8	42.6	48.7	61.1
NPT	in	1/2	3/4	1	1-1/4	1-1/2	2
H(OPEN)	mm	207	207	240	258	330	335
W	mm	125	125	160	160	180	200
WT	Kg	3.7	3.7	6.8	7.6	11.6	15

FORGED STEEL PRESSURE SEAL BONNET (PSB) GLOBE VALVE



DESIGN FEATURES:

- PRESSURE SEAL BONNET (PSB) DESIGN
- PLUG DISC
- BACK SEAT DESIGN
- RISING STEM
- INTEGRAL SEAT
- PACKING IS FLEXIBLE GRAPHITE OR ACCORDING TO CLIENT'S REQUIREMENTS. AND A SPRING-LOADED MECHANISM CAN BE PROVIDED AS PER SPECIAL REQUIREMENTS
- OUTSIDE SCREW AND YOKE (OS&Y)

FORGED STEEL PRESSURE SEAL BONNET (PSB) GLOBE VALVE

STANDARDS:

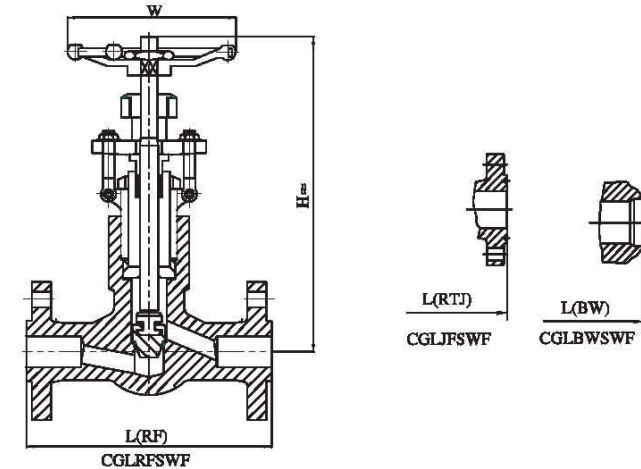
- DESIGN AND MANUFACTURE: BS 5352 / API 602
- FACE TO FACE DIMENSIONS: ASME B16.10 OR MANUFACTURER'S SPECIFICATION
- BW ENDS DIMENSIONS: ASME B16.25
- SOCKET WELD ENDS DIMENSIONS: ASME B16.11
- THREADED ENDS DIMENSIONS: ASME B1.20.1
- PRESSURE-TEMPERATURE RATINGS: ASME B16.34
- NORMAL PRESSURE: CLASS 900-2500
- NORMAL DIAMETER: NPS 1/2"-2"

BILL OF MATERIAL (PARTIAL)

ITEM	PART NAME	STANDARD	ALLOY CARBON STEEL	STAINLESS STEEL
1	BODY	ASTM A105	ASTM A182 F11	ASTM A182 F316
2	DISC	ASTM A105	ASTM A182 F11	ASTM A182 F316
3	STEM	ASTM A182 F6	AISI 4140/4340	ASTM A182 F316
4	SEALING RING	AISI 1008 / SS304L / SS316L		
5	BONNET	ASTM A105	ASTM A182 F11	ASTM A182 F316
6	YOKE	ASTM A105	ASTM A182 F11	ASTM A182 F316
7	LOCK NUT	CARBON STEEL	CARBON STEEL	STAINLESS STEEL
8	PACKING	GRAPHITE / PTFE		
9	GLAND	ASTM 276 410	ASTM 276 410	ASTM A276 316
10	GLAND FLANGE	ASTM A216 WCB	ASTM A182 F11	ASTM A351 CF8
11	GLAND NUT	ASTM A194 2H/2HM	ASTM A194 4	ASTM A194 8
12	EYEBOLT	ASTM A193 B7/B7M	ASTM A193 B16	ASTM A193 B8
13	STEM NUT	ASTM A276 420 / Cu-ALLOY		
14◆	HANDWHEEL	STEEL / DUCTILE IRON		
	SEALING FACE OVERLAY	API TRIMS AVAILABLE		

- ◆ ELECTRICAL OPERATOR AND PNEUMATIC OPERATOR ARE AVAILABLE
 NOTE: OTHER MATERIALS ARE AVAILABLE UPON REQUEST

FORGED STEEL PRESSURE SEAL BONNET (PSB) GLOBE VALVE



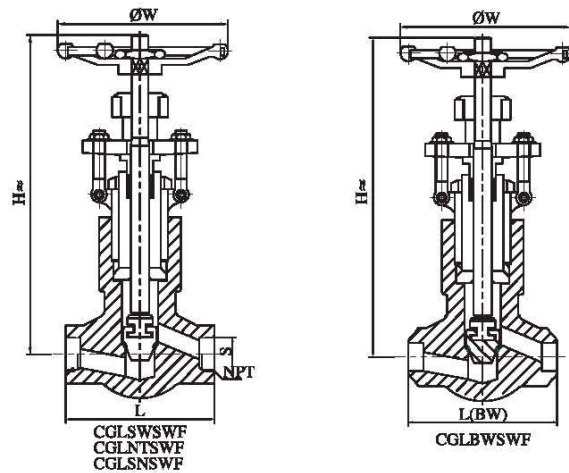
CLASS 900-CLASS 1500

NPS	in	1/2	3/4	1	1-1/4	1-1/2	2
DN	mm	15	20	25	32	40	50
L(RF)	mm	216	229	254	279	305	368
L(BW)	mm	216	229	254	279	305	368
L(RTJ)	mm	216	229	254	279	305	371
H(OPEN)	mm	318	318	318	398	408	524
W	mm	160	160	180	200	250	280
WT(RF)	Kg	15.5	16.9	18.9	28.9	34.3	52.8

CLASS 2500

NPS	in	1/2	3/4	1	1-1/4	1-1/2	2
DN	mm	15	20	25	32	40	50
L(RF)	mm	264	273	308	349	384	451
L(BW)	mm	264	273	308	349	384	451
L(RTJ)	mm	264	273	308	352	387	454
H(OPEN)	mm	318	318	318	398	408	524
W	mm	160	160	180	200	250	280
WT(RF)	Kg	18	20.5	23	36.1	45	81.5

FORGED STEEL PRESSURE SEAL BONNET (PSB) GLOBE VALVE



CLASS 900-CLASS 1500

NPS	in	1/2	3/4	1	1-1/4	1-1/2	2
DN	mm	15	20	25	32	40	50
L	mm	140	140	140	178	178	216
L(BW)	mm	140	140	140	178	178	216
S	mm	21.8	27.1	33.8	42.6	48.7	61.1
NPT	in	1/2	3/4	1	1-1/4	1-1/2	2
H(OPEN)	mm	330	330	330	408	408	524
W	mm	160	160	180	200	250	280
WT	Kg	11.2	10.5	10.0	21	19.6	40.4

CLASS 2500

NPS	in	1/2	3/4	1	1-1/4	1-1/2	2
DN	mm	15	20	25	32	40	50
L	mm	186	186	186	232	232	279
L(BW)	mm	186	186	186	232	232	279
S	mm	21.8	27.1	33.8	42.6	48.7	61.1
NPT	in	1/2	3/4	1	1-1/4	1-1/2	2
H(OPEN)	mm	330	330	330	408	408	524
W	mm	160	160	180	200	250	280
WT	Kg	12.3	11.6	10.8	28	26.4	43.8

TORQUE VALUE CHART

GLOBE VALVE CLASS 150

SIZE	STEM DIAMETER	ACME	TORQUE N.M	LH OR RH	TURN NUMBER	TOLERANCE GRADE
3"	1"	5ACME	70	RH	7	2G
4"	1.125"	4ACME	120	RH	7	2G
6"	1.375"	4ACME	240	RH	10	2G
8"	1.5"	4ACME	550	RH	12	2G
10"	2"	4ACME	620	LH	14	2G
12"	2.25"	4ACME	1100	LH	13	2G

GLOBE VALVE CLASS 300

SIZE	STEM DIAMETER	ACME	TORQUE N.M	LH OR RH	TURN NUMBER	TOLERANCE GRADE
3"	1"	5ACME	150	RH	7	2G
4"	1.125"	4ACME	250	RH	7	2G
6"	1.5"	4ACME	600	RH	11	2G
8"	1.625"	4ACME	1400	RH	12	2G
10"	2.375"	3ACME	1900	LH	11	2G
12"	2.5"	4ACME	2900	LH	16	2G

GLOBE VALVE CLASS 600

SIZE	STEM DIAMETER	ACME	TORQUE N.M	LH OR RH	TURN NUMBER	TOLERANCE GRADE
2"	0.875"	5ACME	150	RH	5	2G
3"	1.125"	5ACME	280NM	RH	6	2G
4"	1.5"	4ACME	550	RH	6	2G
6"	1.875"	4ACME	1300	RH	10	2G
8"	2.125"	4ACME	2400	LH	13	2G